

NATCO Pharma Limited

Expanding Horizons



**Investor Presentation
November 2016**



Disclaimer / Important Disclosure

This presentation has been prepared by Natco Pharma Limited (the “Company”) solely for information purposes without regard to any specific objectives, financial situations or informational needs of any particular person. This presentation should not be construed as legal, tax, investment or other advice. This presentation is confidential, being given solely for your information and for your use, and may not be copied, distributed or disseminated, directly or indirectly, in any manner. Furthermore, no person is authorized to give any information or make any representation which is not contained in, or is inconsistent with, this presentation. Any such extraneous or inconsistent information or representation, if given or made, should not be relied upon as having been authorized by or on behalf of the Company. The distribution of this presentation in certain jurisdictions may be restricted by law. Accordingly, any persons in possession of this presentation should inform themselves about and observe any such restrictions. Furthermore, by reviewing this presentation, you agree to be bound by the trailing restrictions regarding the information disclosed in these materials. This presentation contains statements that constitute forward-looking statements. These statements include descriptions regarding the intent, belief or current expectations of the Company or its directors and officers with respect to the results of operations and financial condition of the Company. These statements can be recognized by the use of words such as “expects,” “plans,” “will,” “estimates,” “projects,” or other words of similar meaning. Such forward-looking statements are not guarantees of future performance and involve risks and uncertainties, and actual results may differ from those specified in such forward-looking statements as a result of various factors and assumptions. The risks and uncertainties relating to these statements include, but are not limited to, (i) fluctuations in earnings, (ii) the Company’s ability to manage growth, (iii) competition, (iv) government policies and regulations, and (v) political, economic, legal and social conditions in India/ elsewhere. The Company does not undertake any obligation to revise or update any forward-looking statement that may be made from time to time by or on behalf of the Company. Given these risks, uncertainties and other factors, viewers of this presentation are cautioned not to place undue reliance on these forward-looking statements.

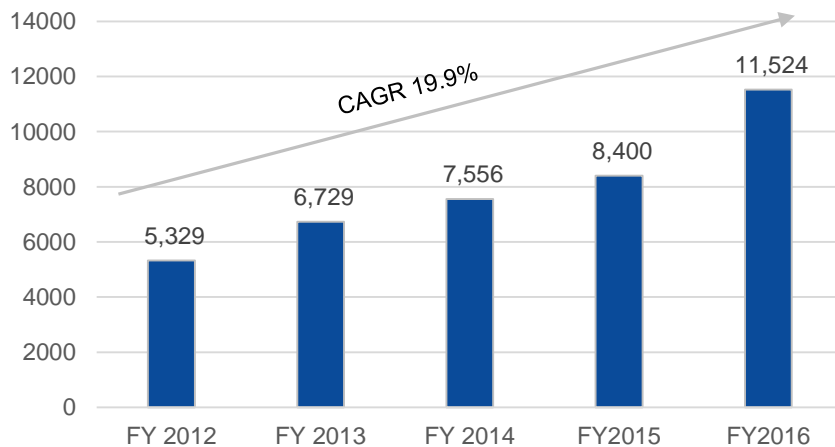
The information contained in this presentation is only current as of its date and has not been independently verified/ authenticated and are based upon to the best of the knowledge, belief and information. The Company may alter, modify or otherwise change in any manner the contents of this presentation, without obligation to notify any person of such revision or changes. No representation, warranty, guarantee or undertaking, express or implied, is or will be made as to, and no reliance should be placed on, the accuracy, completeness, correctness or fairness of the information, estimates, projections and opinions contained in this presentation. None of the Company or any of its affiliates, advisers or representatives accept any liability of whatsoever nature for any loss howsoever arising from any information presented or contained in this presentation. Please note that the past performance of the Company is not, and should not be construed as, indicative of future results. A number of adjusted measures are used to report the financial performance of our company. Potential investors must make their own assessment of the relevance, accuracy and adequacy of the information contained in this presentation and must make such independent investigation as they may consider necessary or appropriate for such purpose. Such information and opinions are in all events not current after the date of this presentation.

None of the Company, any placement agent or any other persons that may participate in the offering of any securities of the Company shall have any responsibility or liability whatsoever for any loss howsoever arising from this presentation or its contents or otherwise arising in connection therewith. This presentation does not constitute or form part of and should not be construed as, directly or indirectly, any offer or invitation or inducement to sell or issue, or any solicitation of any offer to purchase or subscribe for, any securities of the Company by any person in any jurisdiction, including in India or elsewhere, nor shall it or any part of it or the fact of its distribution form the basis of, or be relied on in connection with, any investment decision or any contract or commitment therefore.. This presentation is not a prospectus, a statement in lieu of a prospectus, an offering circular, an advertisement or an offer document under the Companies Act, 2013, as amended, the Securities and Exchange Board of India (Issue of Capital and Disclosure Requirements) Regulations, 2009, as amended, or any other applicable law in India. We undertake no obligation arising out of this information or any consequence arising therefrom.

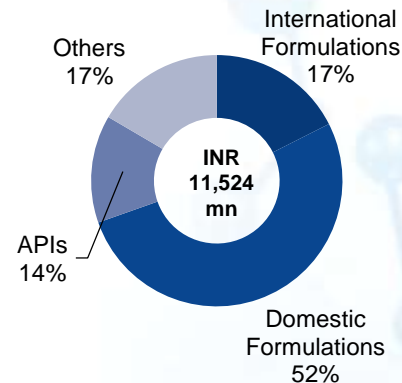
NATCO Pharma at a Glance

- **Vertically integrated** pharmaceutical company with focus on **niche therapeutic areas and complex products** in Finished Dosage Formulations (“FDF”) and Active Pharmaceutical Ingredients (“APIs”)
- Diversified business model with presence across segments including Domestic & International formulations, API manufacturing and drug discovery
 - Products marketed in over 40 countries
 - Portfolio of **38 niche ANDA filings** in the US including **16 Para IV filings** and **33 USDMFs filings** (as of 31-Mar-2016)
 - Target to file 10+ ANDA’s in the US during the next 2 fiscal years.
- **Strong position in domestic oncology and gastro hepatology segments**
- **Portfolio of 27 products** (as of 31-Mar-2016) catering to various oncology diseases including breast, brain, bone, lung and ovarian cancer
 - **Launched the generic version of Gilead’s Sovaldi (Sofosbuvir) and its combinations under its brands HEPCINAT and HEPCINAT LP** for the treatment of Hepatitis C
- **Strong R&D capabilities** supported by two well equipped research centres and seven approved manufacturing facilities (five formulations and two APIs)
- Incorporated in 1981 and headquartered in Hyderabad currently employs over 3,500 employees across all locations

Total Net Revenue, Consolidated Basis (INR mn)

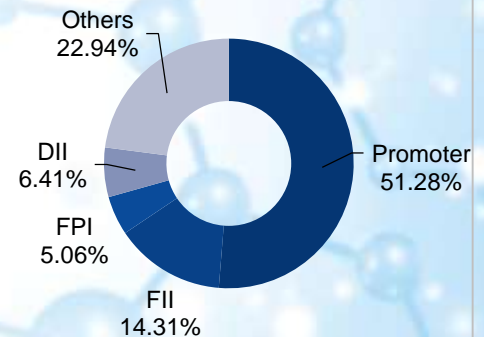


FY2016 Revenue Segmentation

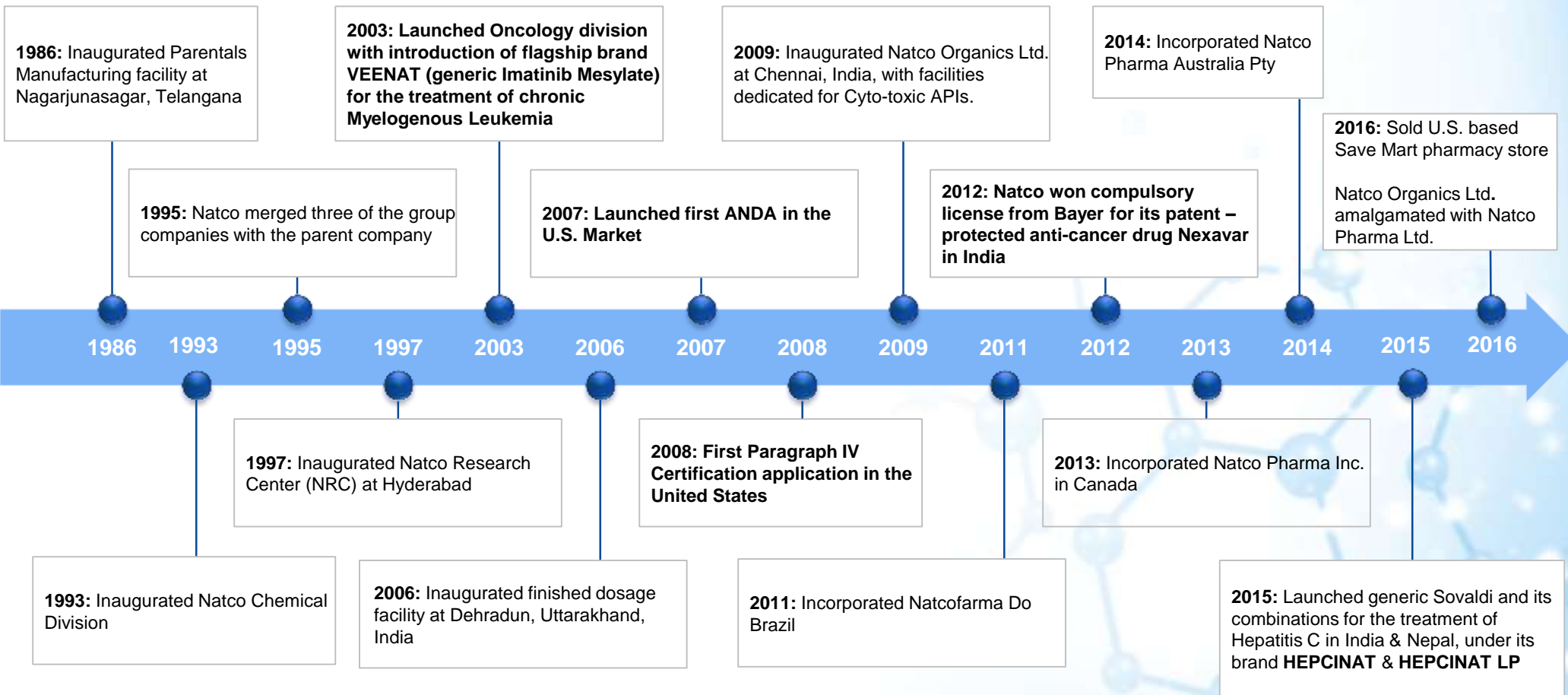


Shareholding Pattern

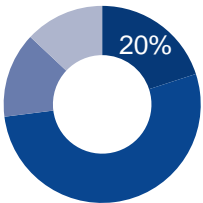
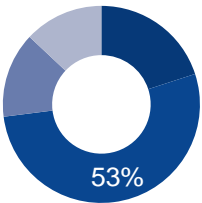
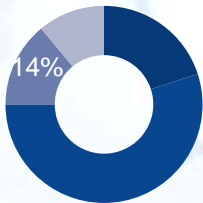
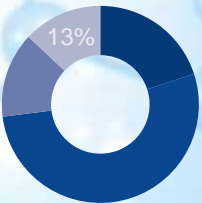
(as of 30-September-2016)



Company Evolution



Key Business Segments

	Formulations		API (Domestic & Exports)	Others
	International	Domestic		
Overview	<ul style="list-style-type: none"> Portfolio of niche and complex products for US 38 niche ANDA filings in the US <ul style="list-style-type: none"> 16 product approvals (including 3 tentative approvals) 21 products under review Emerging presence in Canada, Brazil, Europe, Asia, Australia and RoW markets 	<ul style="list-style-type: none"> Leading Player¹ in India's generic oncology space led by flagship brands like Gefitinat, Erlonat, Veenat, Sorafenat and Bortinat Specialist sales force of 200+ personnel and over 490 distributors Heralds a new beginning in the gastro-hepatology therapy segment with the launch of Hepcinat 	<ul style="list-style-type: none"> Filed 33 DMFs in US with over 16 products under development Vertically integrated for most of its FDF products Exports focused on the US, Europe and Brazil 	<ul style="list-style-type: none"> Operates one pharmacy store in US (Sold on April 7, 2016) Operates in Brazil, Canada, Singapore and Australia through following subsidiaries: <ul style="list-style-type: none"> Natco Farma Do Brazil Natco Pharma (Canada) Inc. Natco Asia Pte Ltd., Singapore Natco Pharma Australia Pty Selective contract manufacturing business and other operating income
FY16 Revenue (INRmn)	INR 2311.20 mn *	INR 6341.96 mn #	INR 1627.08 mn #	INR 1580.10 mn
FY16 Revenue Contribution				

* Including Profit Sharing from marketing partners

(1) Source: Report On Pharmaceutical Industry by CARE Ratings, 2015

Gross Revenue

All data as of March 31, 2016.



Expanding US Footprint Through a Differentiated Product Pipeline of Niche and Complex Products

- Pipeline of **niche and complex generics** products in US
- **38 ANDA filings including 16 Para IV** filings with USFDA (as on March 31, 2016) targeting a combined market of over **US\$16.3 bn[^]**
- **16 approved** ANDAs (including 3 tentative approvals)
- Adopts **partnering strategy to develop and market products** for the US with globally renowned pharmaceutical companies

Overview of US Portfolio (As on 31-Mar-2016)

ANDAs Filed

ANDAs Under Review

Approved ANDAs

38[#]

21

16^{*}

~ US\$16.3 bn

~ US\$15.4 bn

~US\$1bn

Portfolio of 38 ANDAs including 16 Para IV filings some of which are believed to be First-to-file (FTF)

Addressable Market[^]

* Includes 3 tentative approvals; ^ Source: IMS; Based on annual sales of products for 12-month period Jan-2015 to Dec-2015; # One ANDA filing withdrawn



Expanding US Footprint Through a Differentiated Product Pipeline of Niche and Complex Products (Cont'd)

Overview of Key Filings						
Key Brand	Molecule	Therapeutic Segment / Indication	Dosage Form	Para IV	Para III	Market Size (US\$mn)#
Copaxone 20&40mg	Glatiramer 20&40mg	Multiple Sclerosis	PFS	✓		4,349.60
Gleevac	Imatinib	Cancer - CML	Tablets	✓		2,375.38
Gilenya	Fingolimod	Multiple Sclerosis	Capsules	✓		1,765.16
Treanda	Bendamustine	Leukemia	Injection	✓		709.70
Nuvugil	Armodafinil	Antidepressants	Tablets	✓		482.11
Tamiflu	Oseltamivir Capsules	Influenza Infection	Capsules	✓		402.98
Entocort	Budesonide	Crohn's Disease	Capsules		✓	370.53
Vidaza	Azacitidine	Myelodysplastic syndrome	Injection		✓	238.63
Doxil	Doxorubicin	Cancer, Ovarian	Injection (liposomal)		✓	202.94
Jevtana	Cabazitaxel	Prostate Cancer	Injection	✓		137.28
Fosrenol	Lanthanum Carbonate	End stage renal disease	Tablets	✓		118.56
Tykerb	Lapatinib Ditosylate	Breast Cancer	Tablets	✓		73.89
Revlimid*	Lenalidomide	Multiple Myeloma	Capsules	✓		3,534.90
Nexavar*	Sorafenib	Liver, Kidney Cancer	Tablets	✓		300.00
Tracleer*	Bosentan	Hypertension	Tablets		✓	487.50

- US FDF product portfolio is predominantly focused on high-barrier-to-entry products that are difficult to formulate, difficult to manufacture or may face complex legal and regulatory challenges
- 16 Para IV filings with combined market size of US\$14.0bn¹

Source: IMS; Based on annual sales of products for 12-month period Jan 2015 to Dec 2015 * Represents REMS product, Market size estimated from respective Innovator's Annual Report

De-risked Business Model through Partnership with Global Pharmaceutical Players

Mitigation Strategy

US Market reach and Regulatory Challenges

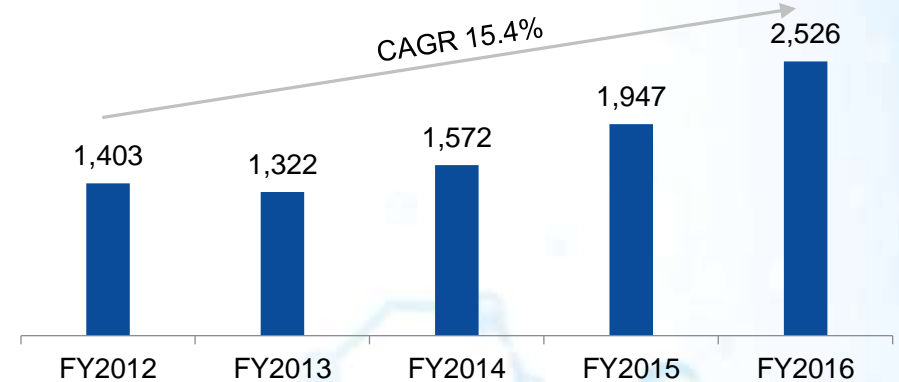
- Adopted and successfully implemented partnership strategy for international formulations product
 - Has product specific partnerships with global generic players at different stages of a potential ANDA filing
 - Entered into de-risked arrangements with marketing partner whereas the partner undertakes the responsibility of lengthy and complex litigation and regulatory issues and securing the ANDA approval
 - Global generic pharmaceutical companies have significant insight into global legal procedures and protocols enabling us to draw on their experience to successfully obtain the necessary regulatory approvals and effectively commercialize our products.



Leading Position in Domestic Oncology Segment

- **Focus on oncology segment in domestic market** and hold leading market share in operated portfolio of product
- Entered the segment with launch of **Veenat (Imatinib generic version)** in 2003
- Progressively widened its oncology product range from **6** in 2003-04 to **27** as on 31-Mar-2016
 - Portfolio catering to Breast, Brain, Bone, Lung, and Ovarian Cancers
- Sales and marketing of the product is supported by strategically located **logistics network of 200+ marketing personnel & over 490 distributors**

Oncology Revenue - Gross (INRmn)



Oncology Portfolio

Hematology

11

Solid Tumors

16

No. of Active Brands*

INR100mn+ Brands (FY16)



- ✓ Substantial reduction in the **treatment cost of Chronic Myeloid Leukemia** via launch of generic Imatinib
- ✓ Granted a compulsory license to launch Bayer's patent – protected anti-cancer drug Nexavar in India

*As on 31-Mar-2016

Leading Position In Domestic Oncology Segment (Cont'd)

Key brands listed:



Glioma
Temonat
(Temozolomide)




Lymphoma
Bendit
(Bendamustine)



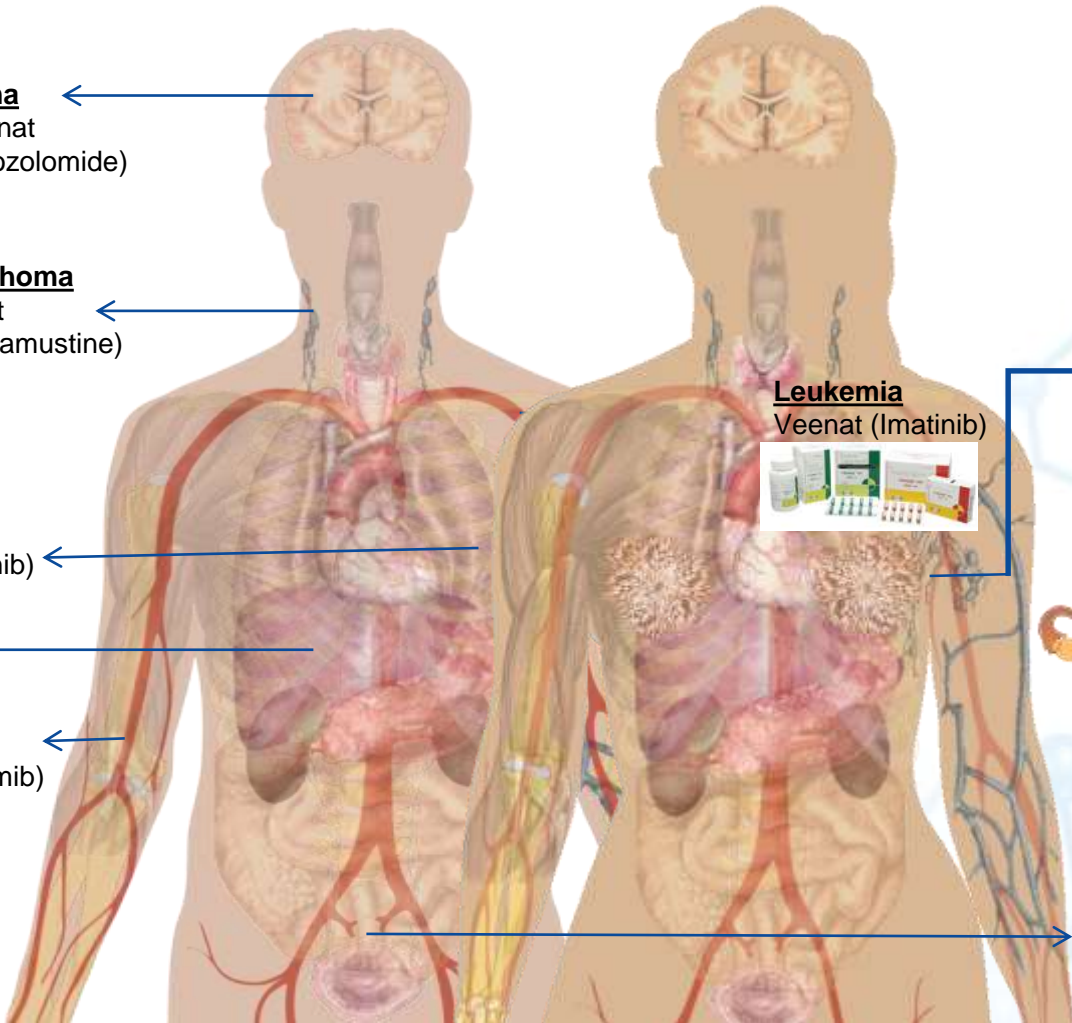
Lung Cancer
Gefinat (Gefitinib)



HCC/RCC/DTC
Sorafenat
(Sorafenib)



Myeloma
Bortenat (Bortezomib)



Leukemia
Veenat (Imatinib)



Supportive Care
Zoldonat
(Zoledronic Acid)



Breast Cancer
Fulvenat (Fulvestrant)



Xtane (Exemestane)

Letronat (Letrozole)



Ovarian Cancer
Natdox-LP



Colorectal Cancer
Capnat (Capecitabine)



Expanding Presence in Domestic Specialty Pharma Segment

Domestic Specialty Pharma




- Portfolio of 13 products catering primarily to Gastroenterology, Orthopaedics and Critical Care/CNS
- Currently products in oral and injectables dosage forms
- Select contract manufacturing assignments



Sovaldi Opportunity

- Launched generic Sofosbuvir and its combinations for the treatment of Hepatitis C in India & Nepal under its brand **HEPCINAT & HEPCINAT LP**
 - Medicine used for chronic hepatitis C infection and sold globally by Gilead Sciences, Inc., under its brand Sovaldi
- Non-exclusive licensing agreement with Gilead Sciences for 101 countries including India reaching a target population of 103 million people
- Launched generic Daclatasvir in India under its brand **Natdac**
- Non-exclusive, royalty free licensing agreement with Medicines Patent Pool (MPP) and Bristol-MyersSquibb to manufacture and sell generic versions of Daclatasvir.
- Is one among the generic manufacturers who are first to launch Sofosbuvir, the combination drug Sofosbuvir+Ledipasvir, and Daclatasvir in India, thus is amongst the market share leaders in India

Overview of Key Non-Hepcinat Products

Products	Active Ingredient	Dosage Form	Therapeutic Area
 Natzold	Zoledronic Acid	Infusion Solution	Orthopaedics, Supportive Care
 Glatimer	Glatiramer Acetate	Injection	Multiple Sclerosis
 Teravir	Tenofovir	Tablets	Hepatitis-B

Expanding Europe & RoW Presence

RoW formulation growth to be driven by launches in EU, scale up in Latin America and Canada and phased launch of generic Sovaldi

Europe

- Sell our products in Eastern Europe, UK and Germany
- 4 approvals
- Distribution arrangements with our business partner

Venezuela

- Sell our FDF products (oncology) to third parties

Other Geographies

- Indian sub-continent
- Middle East

All data as of March 31, 2016.



Canada

- Received Drug Establishment Licence in 2015
- Filed 10 products with 8 approvals
- Submitted applications to 4 provincial formularies



Brazil

- Commenced operations in 2011
- Filed 9 products with ANVISA



Asia Pacific (Including Australia)

Products filed-

Singapore: 9 (2 approvals)

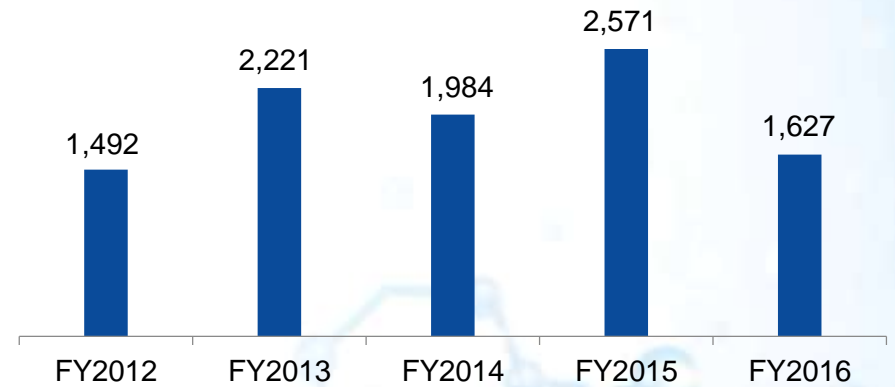
Australia: 2 filed



Strong In-House API Development with Vertical Integration for Key Formulation Products

- Strategically important business – develops APIs primarily for **captive consumption** of its FDF portfolio as well as third party sales
- Portfolio of **33 USDMFs** with over **16 products** under development
- Focuses on **complex molecules** in **oncology** and **CNS** segments
 - Other therapeutic areas of focus includes Anti-asthmatic, Anti-depressant, Anti-migraine, Anti-osteoporosis and G I Disorders
- Exports are focused on the US, EU, Canada, Latin America and South-East Asia
- Vertical integration for several APIs** a key competitive advantage

Gross API Revenue (INR mn)

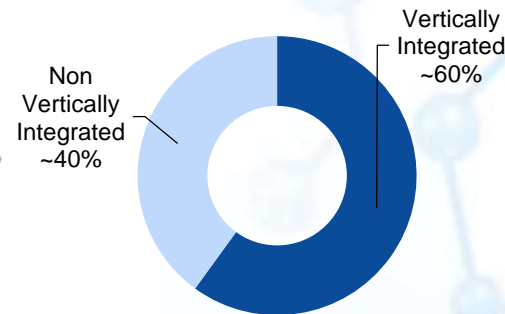


Strategic Advantage with Backward Integration in Critical APIs

API Strengths

- ✓ Complex multi-step synthesis & scale-up
- ✓ Semi-synthetic fusion technologies
 - Fermentation / Biotech / Synthetic / Separation technologies
- ✓ Containment / High potency APIs
- ✓ Peptide (Solid phase) pharmaceuticals

Vertically Integrated ANDAs



Total Addressable Market (US\$ mn)¹

~US\$10.6bn

(1) Source: IMS. Denotes size of FDF markets of vertically integrated ANDAs

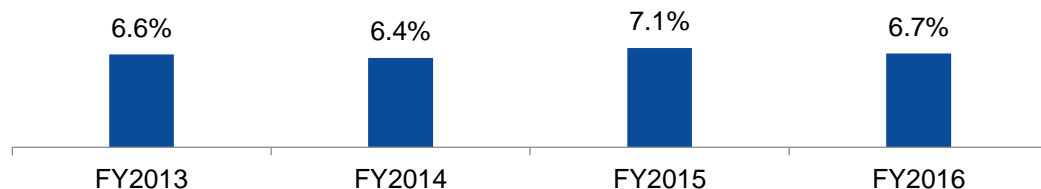
All data as of March 31, 2016.

Strong Research & Development Capabilities

Strong R&D capabilities demonstrated by its complex and niche product filings in formulations and API segments

- Two well equipped research facilities with capabilities across synthetic chemistry, biotech & fermentation, nano pharmaceuticals, new drug discovery & cell biology
 - Currently engaged in discovery and development of two key molecules which are in clinical phase studies - NRC-AN-019 (brain tumour, pancreatic cancer and CML) and NRC-2694 (Breast Cancer); NRC-019 has received orphan drug status in USA

R&D as % of Standalone Revenue



Function	No. of Labs	No. of Scientists
Process Research	10	80
Discovery - NCEs (Anti-cancer segment)	2	10
Analytical Development	5	45
Therapeutic Peptides	3	15
New formulation / Cell Biology / Animal house Toxicology / Molecular modeling & RDD	5	40
Biotechnology & Fermentation	3	15
Containment labs for high potency products	2	10
Bio-Analytical lab	2	10
NDDS & nano-pharmaceuticals	2	15
Development & Quality Assurance	1	10

16 ANDAs Approved
(including 3 tentative approvals)

16 Para IV Filings

33 US DMFs Filed

Over 16 API products Under Development



181 International Patents Filed
114 International Patents Granted

177 Indian Patents Filed
81 Indian Patents Granted

All data as of March 31, 2016.

Commitment to Manufacturing Excellence with a Culture of Quality and Compliance

Formulations Manufacturing Facilities

Kothur Facility



- Capability: Tablets, Capsules, Pellets, Injectables
- Key Regulatory Approvals: GMP, USFDA, German Health Authority, ANVISA
- USFDA audit: Last approval – August 2016

Nagarjuna Sagar Facility



- Capability: Ampoules, Vials, Lyophilized vials, Parenterals, Sterile Dry Powders
- Key Regulatory Approvals: GMP

Dehradun Unit 6 Facility



- Capability: Tablets, Capsules, Injectables
- Key Regulatory Approvals: GMP

Dehradun Unit 7 Facility



- Capability: Tablets, Capsules
- Key Regulatory Approvals: GMP, Public Health Service of the Netherlands (EU GMP)

Guwahati Facility



- GMP Compliant Facility
- Capability: Tablets, Capsules

Formulations Facility Under Progress

Vishakapatnam Facility



- Located in a Special Economic Zone (SEZ)
- Capability: Cytotoxic & other Oral Solid Dosages
- Targeted towards US & other International regulated markets

API Manufacturing Facilities

Mekaguda Facility



- Key Regulatory Approvals: GMP, USFDA, German Health Authority, PMDA (Japan), Cofepris (Mexico)
- USFDA audit: Last approval - January 2015

Chennai Facility



- Key Regulatory Approvals: GMP
- USFDA audit: Last approval – August 2016

Experienced Management



Mr. V.C Nannapaneni
Chairman and Director

- Holds Masters degree in Pharmaceutical Administration from the Long Island University, US
- Over 42 years of experience in the Pharmaceutical Industry



Mr. Rajeev Nannapaneni
Vice Chairman & CEO

- Holds bachelors degree in Quantitative Economics and History from Tufts University, Boston, USA
- Holds wide experience and exposure in General Management and Product Development



Dr. A.K.S Bhujanga Rao
President (R&D and Technical)

- Awarded Ph.D.in Synthetic Organic Chemistry from the Indian Institute of Science (IISc), Bangalore
- Wide expertise in technology transfer to commercial scale, quality control regulatory affairs and Patents



Dr. Linga Rao
President (Technical Affairs)

- Holds Masters degree in Science (Applied Chemistry) & Ph.D in Chemistry from JNTU, Hyderabad
- Over 35 years of experience in the pharmaceutical industry and has been working with Natco for over 21 years



Mr. P.S.R.K Prasad
Executive Vice President

- Holds B.E. Mech. Engg. from Andhra University, Visakhapatnam
- Responsible for looking after the general administration, engineering, regulatory, training, environmental matters, safety, health, production and maintenance activities of the Company



M. Adinarayana
Company Secretary & VP-Legal & Corporate Affairs

- Bachelors in Commerce and Bachelors in Law from Andhra University, Fellow Member of Institute of Company Secretaries of India
- 22+ years of experience within the Company in legal, secretarial and patent litigation areas



Mr. S.V.V.N.Appa Rao
CFO

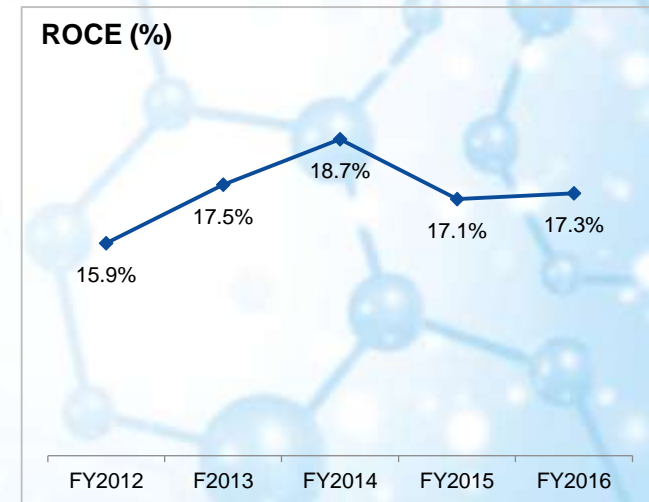
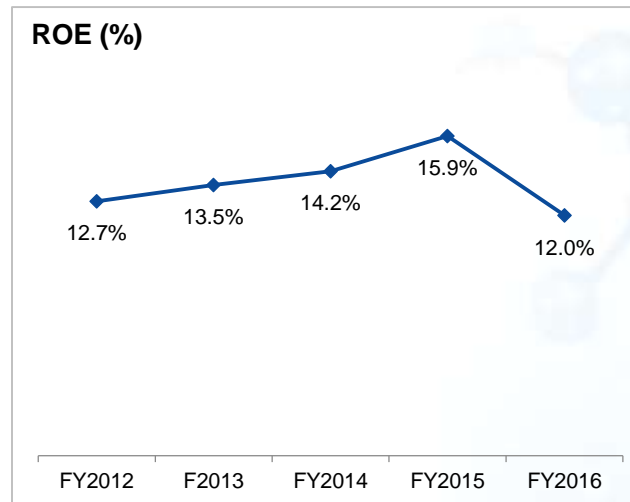
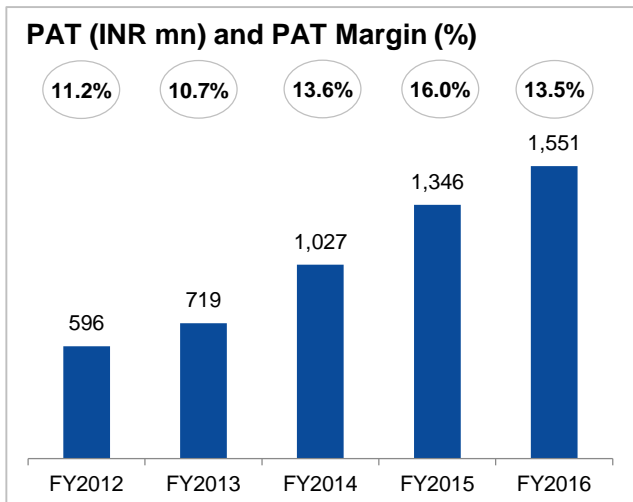
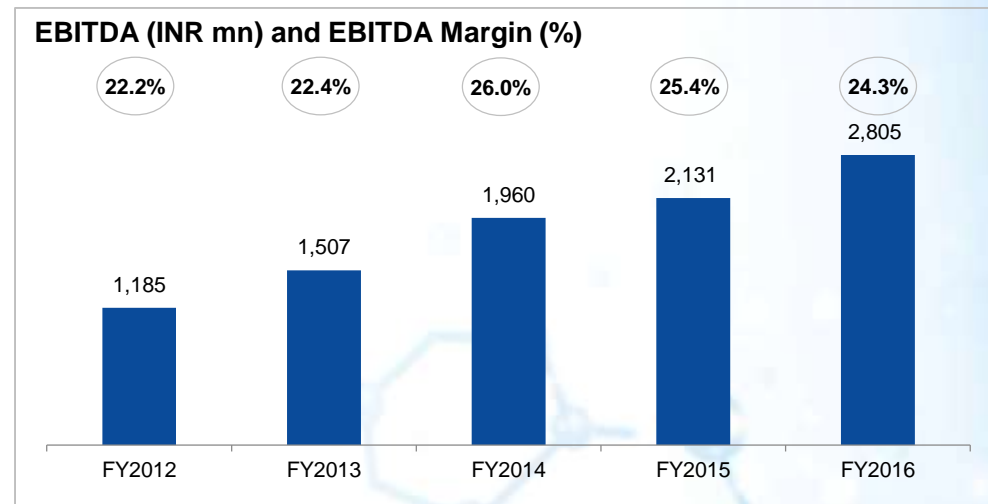
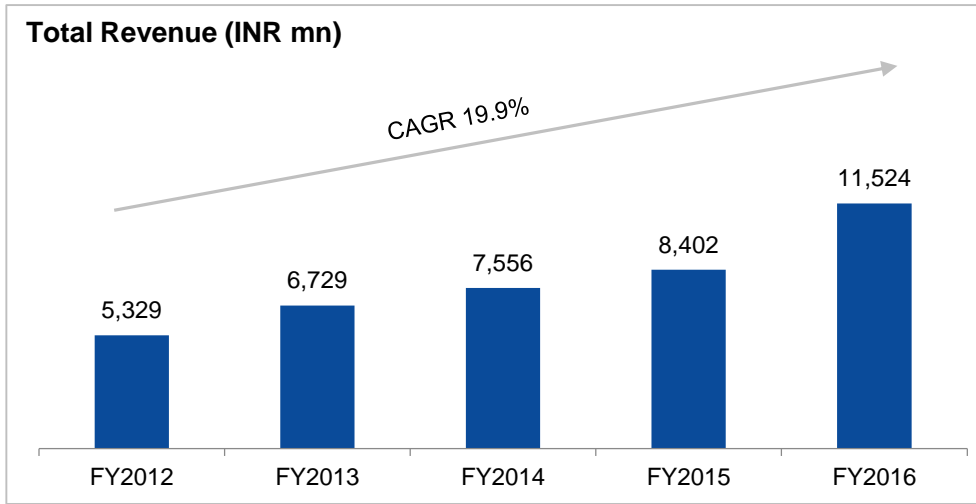
- Over 25 years of experience including 20 years within the Company covering areas of accounting, financial controller, treasury
- Responsible for finance and treasury functions at the Company



Mr. Rajesh Chebiam
Vice President - Business Development & Corp Support

- Holds MBA from Babson College (USA) and Masters degree in Chemical Engineering from University of Rhode Island
- 20+ years of experience across supply chain, operations, business development, sales and strategy

Demonstrated Track Record of Topline and Earnings Growth



Historical Financials

Consolidated Profit & Loss Statement (INR Mn)

Particulars	31-Mar-16	31-Mar-15	31-Mar-14
Revenue from operations (gross)	11794	8,382	7,447
Less : Excise duty	378	129	58
Revenue from operations (net)	11,416	8,253	7,389
Other income	108	149	167
Total revenue	11524	8,402	7,556
Expenses			
Cost of material consumed	3,037	1,673	1,601
Purchase of stock in trade	905	843	889
Change in Inventory	(530)	(92)	(158)
Employee benefits	1,867	1,369	1,128
Finance costs	229	317	366
Depreciation	510	473	304
Other expenses	3,441	2,326	2,135
Prior period expenses	0	1	0
Total expenses	9,458	6,908	6,266
Profit before exceptional items and tax	2,066	1,493	1,290
Exceptional item	-	151	-
Profit before tax	2,066	1,342	1,290
Current Tax	448	325	323
Deferred Tax Benefit	31	(310)	(14)
PAT (Before Minority interest)	1,538	1,303	981
Minority Interest	(13)	(43)	(46)
PAT (After Minority interest)	1,552	1,346	1,027

Consolidated Balance Sheet (INR Mn)

Particulars	31-Mar-16	31-Mar-15	31-Mar-14
Share Capital	348	332	331
Reserves and Surplus	12,635	8,128	6,928
Net Worth	12,983	8,461	7,259
Minority Interest	49	50	69
Long-term borrowings	-	970	955
Deferred Tax Liabilities	144	119	431
Other Non-Current Liabilities	8	8	10
Long-term Provisions	125	95	111
Current Liabilities			
Short-term borrowings	984	1,685	986
Trade Payables	2,755	1,253	1,098
Other current liabilities	1,142	1,186	1,022
Provisions	49	13	17
Current Liabilities	4,929	4,137	3,123
Total Liabilities	18,238	13,840	11,957
Tangible Assets	7,046	6,640	6,127
Intangible Assets	89	459	320
CWIP	2,118	1,290	1,238
Non-current Investments	1	16	16
Long Term Loans & Advances	619	570	542
Other Non-Current Assets	42	35	32
Non Current Assets	9,915	9,011	8,276
Current Investments	210	1	3
Inventories	3,573	2,200	1,811
Sundry Debtors	2,616	1,924	1,188
Cash and Bank Balances	451	134	110
Loans and Advances	1,038	551	543
Other Current Assets	435	19	25
Current Assets	8,323	4,830	3,681
Total Assets	18,238	13,840	11,957

Consolidated Cash Flow Statement (INR Mn)

	31-Mar-16	31-Mar-15	31-Mar-14
Profit Before Tax	2,066	1,342	1,290
Add: Depreciation and Amortization	510	473	304
Less: Change in Working Capital	(1500)	(860)	(161)
Others (inc Tax & Other Adjustments)	(52)	(29)	7
Cash flow from operations	1,024	927	1,440
Net Capex	(1,393)	(1,192)	(1,104)
Others	(362)	45	14
Cash Flow from Investing	(1,755)	(1,148)	(1,089)
Proceeds from Equity	3,344	-	1,085
Net Borrowings	(1,993)	714	(911)
Dividend Paid	(261)	(199)	(193)
Finance Cost Paid	(246)	(299)	(343)
Movement in minority interest	12	75	10
Cash Flow from Financing	856	291	(353)
Effect of currency adjustments	(8)	(48)	4
Net Increase/Decrease in Cash	117	22	3
Opening Balance	124	102	100
Closing Balance	242	124	102

Historical Financials (contd.)

Segmental Breakdown (INR Mn)

Revenue Division	Q2 – FY17	Q1 – FY17	Q2 - FY16
API, Domestic	146.2	82.3	70.1
API, Exports	330.0	212.3	317.5
API Gross Revenue	476.1	294.6	387.5
Formulations, Exports	1354.4	386.1	252.3
Formulations Onco	773.7	731.7	609.5
Formulations, Brand Pharma Non Onco	1124.4	1343.7	454.5
Formulations, 3rd party, & miscel	268.4	209.2	276.2
Formulations Gross Revenue	3521.0	2670.8	1592.5
Total Net Revenue (including service income minus excise duty)	3922.8	2819.9	1899.1
Profit sharing Income	37.1	125.5	56.9
Other Operating & Non-Operating Income	556.4	198.0	95.0
Stand-Alone Total Net Revenue	4516.3	3143.5	2051.2
Total Revenue, all subsidiaries	118.2	160.3	318.5
Consolidated Total Net Revenue	4634.5	3303.8	2369.7
TOTAL Gross Revenue	4710.4	3454.7	2450.9

Consolidated Financial Results (INR Mn)

	Q2 - FY17	Q1 - FY17	Q2 - FY16
Total Revenues	4710.4	3454.7	2450.9
EBITDA	1079.9	824.1	602.8
EBITDA Margin (%)	22.9%	23.9%	24.6%
PAT, comprehensive income	659.7	471.0	302.8
PAT Margin (%)	14.0%	13.6%	12.4%

The Company adopted Indian Accounting Standards ("Ind AS") from 1 April 2016 and prior period figures have been reclassified wherever required to conform to the classification of the current period.

Q2 – FY17 Highlights

(July – September 2016)

Key Highlights

- Received Establishment Inspection Report (EIR) in August 2016 from the U.S. Food and Drug Administration (FDA) for both its drug manufacturing facility in Kothur, India & at its Chemical Division, Chennai, India, for the inspections conducted during the period February – March, 2016
- NATCO's marketing partner Mylan Invalidated Three of Teva's Copaxone® 40 mg/mL Patents Via U.S. Patent and Trademark Office's Inter Partes Review Proceeding during August and September, 2016

Financial Highlights

Oncology

Continual growth of oncology segment in the quarter clocking INR 774 million, reflecting over 20% growth against Q2 FY16.

Branded Pharma

Branded pharma formulations revenue at INR 1120 million showed good volume growth against headwinds of pricing pressure.

Exports

Multifold jump in export formulations to INR 1354.4 million was triggered by inventory build-up of generic Oseltamivir at our marketing partner for an undisclosed launch date prior to February 23rd, 2017 in the U.S. market.

Other operating income jumped up to INR 526.5 million predominantly driven by trading income of API associated with inventory build-up of generic Oseltamivir at our marketing partner for an undisclosed launch date prior to February 23rd, 2017 in the U.S. market.